

RECEIVED

IN THE HONORABLE SENATE OF THE STATE OF ILLINOIS
FOR THE NINETY-SIXTH GENERAL ASSEMBLY
SITTING AS AN IMPEACHMENT TRIBUNAL

2009 JUL 24 AM 9:58
SECRETARY
OF THE
SENATE

In re)
Impeachment of)
Governor ROD R. BLAGOJEVICH)

ERRATA

House Prosecutor David W. Ellis hereby submits this Errata to the House Impeachment Record and, in support thereof, states as follows:

1. The House Special Investigative Committee (“the Committee”) made inquiry into the Governor’s actions with regard to, and responsibility for, efficiency initiatives created in accordance with 20 ILCS 405/405-292.

2. The Committee examined the Summary Report on the Agency Efficiency Initiative Payments (“the Summary”), which was released in June 2005 by Illinois Auditor General William Holland.

3. Auditor General Holland made specific mention of the Summary before the House on December 18, 2008, and Committee Chair Barbara Flynn Currie admitted the Summary into the House Impeachment Record as part of Exhibit 6. (Transcript at 414.)

4. The House Impeachment Record is intended to be the full and complete record of the Committee’s proceedings.


5. Due to a clerical error, the House inadvertently omitted including the Summary in the House Impeachment Record. As a result, the House Impeachment Record filed with the Secretary of the Senate, and deemed as evidence, did not include the Summary.

6. A copy of the Summary is attached hereto.

WHEREFORE, the House Prosecutor respectfully moves that the House Impeachment Record be corrected, by way of Errata, to include the Summary in Exhibit 6.

Respectfully submitted,

**DAVID W. ELLIS,
HOUSE PROSECUTOR**



HW

David W. Ellis
House Prosecutor
Illinois House of Representatives
412 State House
Springfield, IL 62706



STATE OF ILLINOIS

OFFICE OF THE AUDITOR GENERAL

SUMMARY REPORT

AGENCY EFFICIENCY INITIATIVE PAYMENTS

JUNE 2005

WILLIAM G. HOLLAND

AUDITOR GENERAL

**SUMMARY REPORT:
AGENCY EFFICIENCY INITIATIVE PAYMENTS**

REPORT CONCLUSIONS

This report summarizes audit testing performed on State agency payments made for efficiency initiatives during FY04. Through June 23, 2005, the Office of the Auditor General has released 25 financial audits and/or compliance examinations of agencies that made efficiency payments to the Department of Central Management Services (CMS). A listing of the agencies and report issue dates are included in Appendix A of this report. Specifically we found:

- All 25 of the audited agencies made payments for efficiency initiative billings from improper line item appropriations. State agencies, while required to make payments for these efficiency billings from line item appropriations where the cost savings were expected to occur, generally made payments not from those line items but rather from line item appropriations that simply had available monies to make payments from;
- Agencies did not receive guidance or documentation from CMS detailing from which line item appropriations savings were anticipated to occur; and,
- Agencies reported that they had not experienced savings for which they were billed by CMS.

Public Act 93-0025 (Act) granted CMS the responsibility for recommending to the Governor efficiency initiatives to reorganize, restructure, and reengineer the business processes of the State. Additionally, the Act created the Efficiency Initiatives Revolving Fund (EIRF) to receive amounts designated by CMS and approved by the Governor as savings resulting from the efficiency initiatives implemented by CMS. State agencies were to pay these savings into the EIRF **“from the line item appropriations where the cost savings are anticipated to occur.”** (emphasis added)

In September 2003, CMS instituted billings to State agencies for savings initiatives aimed at making State government more efficient. During FY04:

- State agencies were **billed \$137 million** by CMS for these savings initiatives. While not all State agencies were billed, and some agencies that were billed did not pay the full amount of the billings, the **41 agencies** that did make payment to CMS for efficiency billings **paid \$129.7 million**.
- State agencies made payments from **111 different funds** for efficiency billings from CMS. Agencies paid **\$63.4 million**, or 49 percent of all payments to the EIRF, from General Revenue Fund (GRF) appropriations to the agencies. Other funds used by agencies include the Road Fund (**\$20.4 million**), Health Insurance Reserve Fund (**\$11.4 million**), Communications Revolving Fund (**\$5.0 million**), Motor Fuel Tax-State Fund (**\$4.5 million**), Working Capital Revolving Fund (**\$4.0 million**), and the Child Support Administrative Fund (**\$3.7 million**).

LEGAL REQUIREMENTS

Public Act 93-0025, effective June 20, 2003, in part, amended the Department of Central Management Services' (CMS) Law of the Civil Administrative Code of Illinois and the State Finance Act to address efficiency initiatives. The amendments directed responsibility to CMS for overseeing initiatives for the reengineering of a more efficient government and created a new revolving fund into which agencies were to pay savings from the initiatives. Additionally, Executive Orders issued by the Governor have impacted the efficiency initiative savings process.

In the revision to the Civil Administrative Code (20 ILCS 405/405-292), CMS was granted the responsibility for recommending to the Governor efficiency initiatives to reorganize, restructure, and reengineer the business processes of State agencies subject to the Governor. In performing these responsibilities, CMS was provided certain powers and duties (see inset).

Public Act 93-0025 created new statutory guidance in the State Finance Act (30 ILCS 105/5.596, 6p-5). The Efficiency Initiatives Revolving Fund (EIRF) was created to receive amounts designated by

CMS and approved by the Governor as savings resulting from the efficiency initiatives recommended by CMS. State agencies were to pay these savings into the EIRF **“from the line item appropriations where the cost savings are anticipated to occur.”** (emphasis added) The Comptroller subsequently created a unique detail object code for agencies to use when making payments into the EIRF – detail object code 1930.

CMS was to use the monies in the EIRF for expenses incurred in connection with the efficiency initiatives. The new section also provides that “On or before August 31, 2004, and each August 31 thereafter, the Department of Central Management Services shall transfer excess balances in the Efficiency Initiatives Revolving Fund to the General Revenue Fund.” Excess balances are defined as amounts in excess of the amount necessary to fund current and anticipated efficiency initiatives.

Executive Order #10 (2003), filed with the Illinois House of Representatives on March 31, 2003, directed a consolidation of the Facilities Management, Internal Audit, and Staff Legal Functions into CMS. Further, Executive Order #2 (2003) directed CMS to prepare and deliver a Fleet Management Study to the Governor. CMS included these reorganizations as savings initiatives for which State agencies were billed during FY04.

CMS Duties in Efficiency Initiatives:

- *Propose the transfer, consolidation, reorganization...or elimination of programs, processes, or functions in order to attain...cost savings....*
- *Control the procurement of contracted services in connection with the efficiency initiatives...to attain efficiency in operations and cost savings.*
- *Establish the amount of cost savings to be realized by State agencies from implementing the efficiency initiatives, which shall be paid to CMS for deposit into the Efficiency Initiatives Revolving Fund.*

Source: OAG Summary of 20 ILCS 405/405-292 (a)

EFFICIENCY BILLING AND PAYMENT PROCESS

Efficiency billings to agencies were initiated in September 2003 for the Procurement, Fleet Management, and Information Technology initiatives. While the State Finance Act directed CMS to develop the amounts to be billed to State agencies, CMS officials noted that the Governor’s Office of Management and Budget (GOMB), in fact, established the amounts that were billed to all State agencies in September 2003, including the billing to CMS. CMS accounting staff printed the amounts received from GOMB onto CMS invoices. These invoices were then returned to GOMB – which then decided which invoices would be sent to agencies for payment.

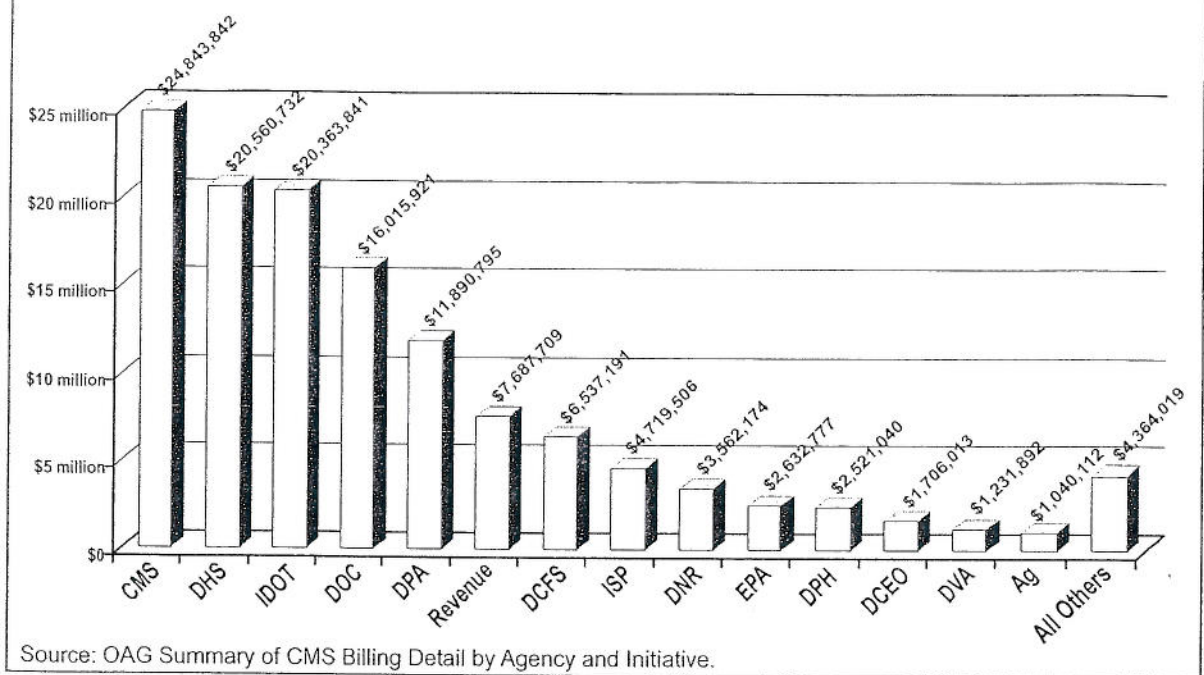
Agency Billings and Payments into the Efficiency Initiatives Revolving Fund

Throughout FY04, agencies were billed \$137 million by CMS for efficiency initiatives for: Procurement, Information Technology, Vehicle Fleet Management, Facilities Management Consolidation, Internal Audit Consolidation, and Legal Research Consolidation. Exhibit 1 indicates, by initiative, the number of agencies billed and the total billed.

During FY04, 41 State agencies paid \$129.7 million to CMS for billings from efficiency initiatives. That amount was deposited into the Efficiency Initiatives Revolving Fund (EIRF). The top three agencies in payments into the EIRF – CMS (\$24.8 million), DHS (\$20.6 million) and IDOT (\$20.4 million) – accounted for 51 percent of all agency payments during FY04. Exhibit 2 below presents the agencies that paid over \$1 million into the EIRF during FY04. Additionally, a complete listing of agencies and which initiatives payments were made towards is presented in Appendix B.

Exhibit 1 AGENCY BILLING AMOUNTS BY INITIATIVE FY04		
INITIATIVE	# AGENCIES BILLED	TOTAL AMOUNT BILLED ¹
Procurement Efficiency	38	\$ 88,613,520.00
Information Technology Consolidation	37	32,347,055.00
Facilities Management Consolidation	11	8,697,686.00
Vehicle Fleet Management	28	3,896,153.00
Internal Audit Consolidation	3	3,083,254.69
Legal Research Consolidation	6	327,154.44
TOTAL:		\$ 136,964,823.13
Note: ¹ Not all billed agencies submitted payments for billed amounts.		
Source: OAG Summary of CMS Billing Detail by Agency and Initiative.		

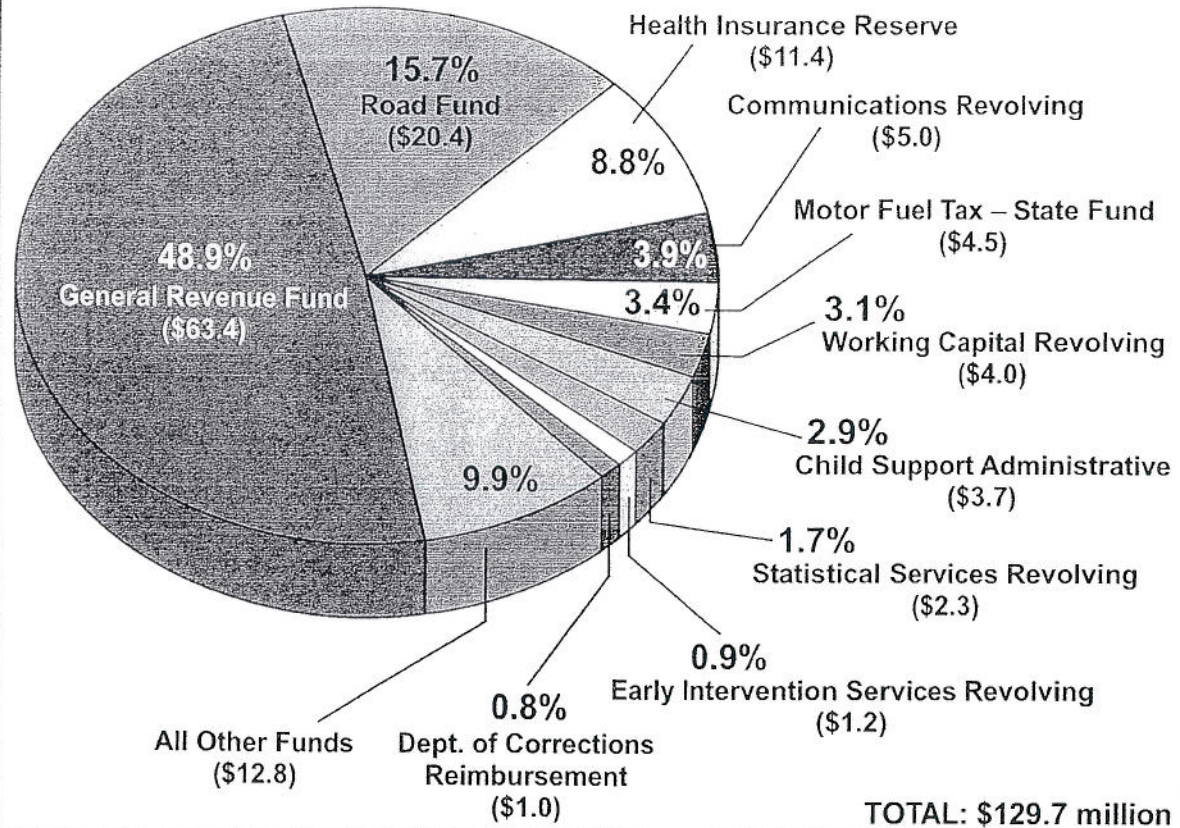
**Exhibit 2
AGENCY EFFICIENCY PAYMENT AMOUNTS FY04**



Not all agencies were billed for all initiatives. For example, Historic Preservation was billed for Facilities Management Consolidation but not Procurement Efficiency, Information Technology or Vehicle Fleet Management. In fact, documentation provided by CMS in September 2004 listed 13 agencies that should have been billed \$5.6 million for Procurement, Information Technology and Vehicle Fleet Management initiatives but were never billed. According to CMS officials, the Governor's Office of Management and Budget (GOMB) was very involved in the billing process, and GOMB made the decision as to what agencies were billed and what agencies were not billed.

According to Comptroller data, State agencies made payments for efficiency billings from **111 different funds** during FY04. Agencies paid **\$63.4 million** in General Revenue Funds (GRF) appropriated to the agencies to make efficiency payments in FY04. This equated to **49 percent** of all payments into the Efficiency Initiatives Revolving Fund. Other funds used by agencies include the Road Fund (\$20.4 million), Health Insurance Reserve Fund (\$11.4 million), Communications Revolving Fund (\$5.0 million), Motor Fuel Tax-State Fund (\$4.5 million), Working Capital Revolving Fund (\$4.0 million), and the Child Support Administrative Fund (\$3.7 million). Exhibit 3 below illustrates the funds used by agencies to pay billings from CMS that had a minimum of \$1 million used for payment. A complete listing of funds and monies paid from those funds can be found in Appendix C of this report.

Exhibit 3
FUNDS USED TO MAKE FY04 EFFICIENCY PAYMENTS
(in millions)



Source: OAG summary of Comptroller data.

Several different line item appropriations were utilized by agencies when making payments for efficiency billings. Personal services line items (regular positions, retirement and group insurance) accounted for 27 percent (**\$34.6 million**) of all payments made for the billings. Contractual services (**\$21.4 million**), commodities (**\$6.2 million**), equipment (**\$5.5 million**), and telecommunications (**\$9.0 million**) were among the other line items used for payment.

State agencies also used **\$21.3 million** in lump sum appropriations, **\$8.7 million** in transportation and related construction appropriations, and another **\$7.5 million** in awards & grant appropriations to make parts of their efficiency billing payments. In our financial audits and/or compliance examinations, the following regarding agency use of lump sum and grant and award appropriations was noted:

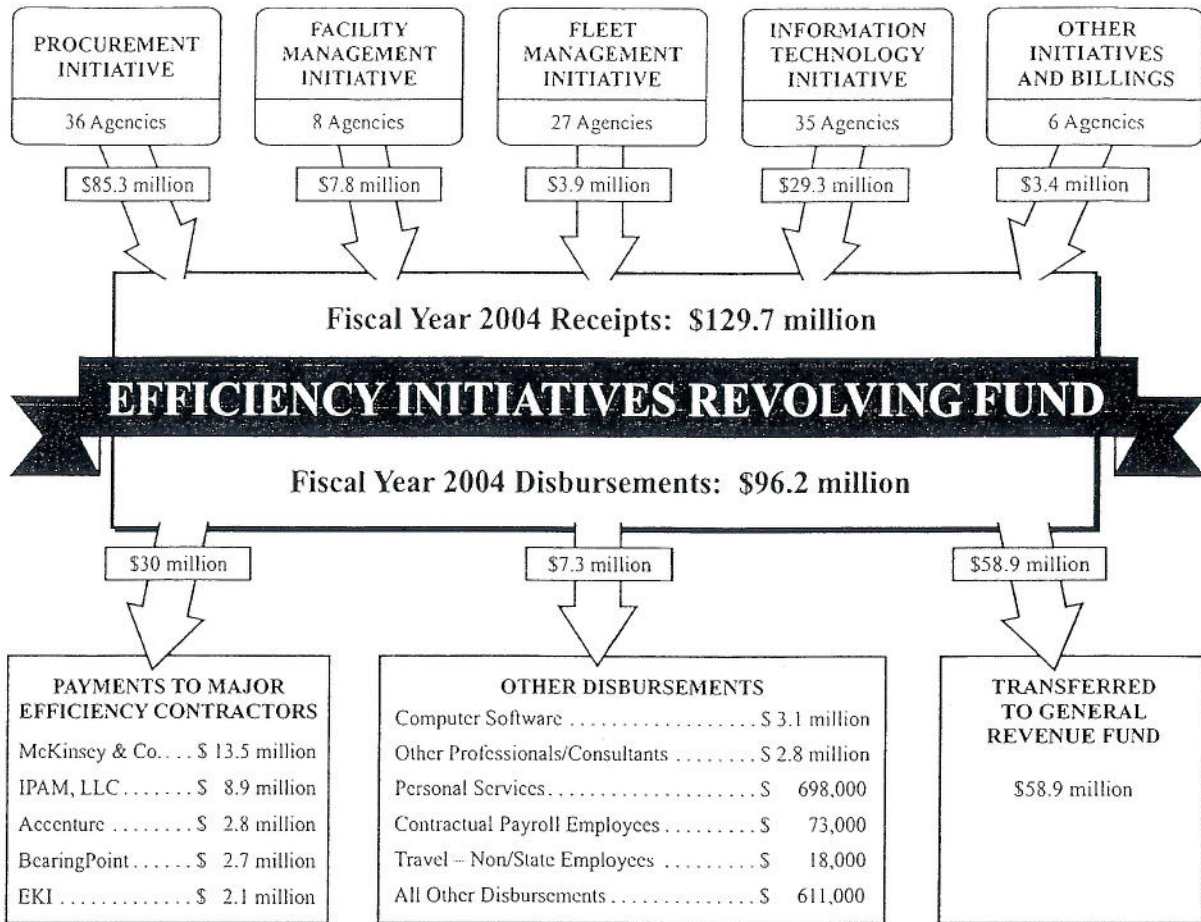
- \$1.2 million from an appropriation to the Department of Human Services (DHS) from the Early Intervention Services Revolving Fund. The specific appropriation within the Community Youth Services Division was *“For Grants Associated with the Early Intervention Services Program, including operating and administrative costs.”* The payment was applied to the Procurement Efficiency Initiative billing (report released April 13, 2005).

- \$50,000 from an appropriation to DCEO *“For Expenses Relating to Compliance with the Belgium Social Security System”* to make payments for the Procurement Efficiency Initiative (report released April 6, 2005).
- \$4,079,624 from an appropriation to the Department of Public Aid used to pay the Information Technology Initiative. The specific appropriation within the Medical Assistance Division under the Illinois Public Aid Code and the Children’s Health Insurance Program Act, was *“For Other Related Medical Services and for development, implementation, and operation of managed care and children’s health programs including operating and administrative costs and related distributive purposes.”* (report released March 10, 2005).
- \$223,000 from a lump sum appropriation to EPA for *“all costs associated with environmental studies and activities”* from the Special State Projects Trust Fund to apply to the Procurement Efficiency Initiative billing. The expenditure accounted for 30 percent of the total appropriated for this program (report released March 10, 2005).
- \$433,448 from an appropriation to the Department of Veterans’ Affairs for the Illinois Veterans’ Home at Manteno that was appropriated by the General Assembly to the Department for *an addition of 38 beds*. The payment was applied to the Procurement Efficiency Initiative billing (report released April 13, 2005).
- \$8.7 million from an appropriation to IDOT from the Road Fund for part of the billing relative to the Procurement Efficiency Initiative. The specific appropriations to the Construction and Land Acquisition Division were *“for preliminary engineering and construction engineering and contract costs of construction, including reconstruction, extension and improvement of State highways, arterial highways, roads, access areas, roadside shelters, rest areas, fringe parking facilities and sanitary facilities, and such other purposes as provided by the ‘Illinois Highway Code’; for purposes allowed or required by Title 23 of the U.S. Code; for bikeways as provided by Public Act 78-0850; and for land acquisition and signboard removal and control, junkyard removal and control and preservation of natural beauty; and for capital improvements which directly facilitate an effective vehicle weight enforcement program, such as scales (fixed and portable), scale pits and scale installations, and scale houses, in accordance with applicable laws and regulations.”* (report released March 10, 2005).

Disbursements from the Efficiency Initiatives Revolving Fund

CMS used \$96.2 million of the monies in the EIRF to: (1) pay \$30 million to major contractors involved in efficiency initiatives; (2) transfer \$58.9 million to the General Revenue Fund in February 2004; and, (3) spend \$7.3 million on other line item expenditures related to efficiency initiatives. Exhibit 4 below summarizes the flow of funds during FY04 from agencies to the EIRF by the initiatives billed. Additionally, Exhibit 4 shows the uses of these agency funds by CMS that were paid out or transferred during FY04.

Exhibit 4
EIRF Receipts and Disbursements – FY04



Note: In July 2004 (FY05), another \$14.5 million was transferred to GRF. In August 2004, \$750,000 was transferred to the Comptroller per P.A. 93-0839.

Source: Department of Central Management Services Documentation and OAG Summary of Comptroller data.

FINDINGS AT INDIVIDUAL AGENCIES RELATED TO EFFICIENCY FUND PAYMENTS

The State Finance Act requires State agencies to pay efficiency initiative savings “**from the line item appropriations where the cost savings are anticipated to occur.**” Our compliance examination of CMS, as well as our financial audit and/or compliance examinations at individual State agencies, concluded that there were significant deficiencies in the process used to bill agencies for efficiency initiatives. Agencies were not provided clear guidance as to where savings were expected to occur or the types of savings anticipated. Agencies’ efforts to gain a better understanding regarding these issues were unsuccessful. Agencies stated that they have not experienced any savings from these initiatives. Some of the findings contained in the 25 financial audit/compliance examination reports of individual agencies released by the Office of the Auditor General as of June 23, 2005 included:

- *Department of Public Aid:* The Department did not receive guidance or documentation with the billings from CMS detailing from which line item

appropriations savings were anticipated to occur. According to Department staff, while they requested via telephone information that detailed where savings were to occur – no information was received. The Department stated that it could not determine how savings estimates were determined. Therefore, the Department allocated payments to the appropriations that allowed the greatest flexibility to manage administrative costs throughout the fiscal year. In September 2004, the Department reported that it could not determine whether savings had been realized from the efficiency initiatives since it had not received any savings reconciliations from CMS or the Governor’s Office of Management and Budget (report released March 10, 2005).

- *Department of State Police:* According to Department staff, the Governor’s Office of Management and Budget (GOMB) provided an e-mail relative to the savings. However, this correspondence was from April 30, 2003 (almost two months prior to the effective date of Public Act 93-0025) and none of the totals matched what was actually billed to the Department in September 2003. Additionally, the April 2003 GOMB correspondence stated that “the goal is the total number, so the amounts can be distributed amongst the lines as you see fit.” Department staff reported that neither CMS nor GOMB provided evidence of savings for the amounts billed. As of July 2004, the Department had yet to see any savings from the initiatives (report released March 10, 2005).
- *Department of Commerce and Economic Opportunity:* The Department did not receive guidance or documentation with the billings from CMS detailing from which line item appropriations savings were anticipated to occur. The only guidance received was the amount of payments that should be taken from General Revenue Funds versus Other Funds for the September 2003 billings. However, the Department questioned this breakdown with the Governor’s Office of Management and Budget (GOMB). Correspondence from the Department to GOMB dated September 22, 2003 questioned the billings as “a funding cut based on no actual analysis.” Two days later, GOMB communicated to the Department “you have the ability to pay the invoice from any line and any fund.” This is contrary to the direction set out in the State Finance Act (report released April 6, 2005).
- *Illinois Medical District Commission:* While the Commission only had the one GRF appropriation, the Commission reported it **does not use** CMS for any procurement services. Yet the lump sum GRF appropriation was used to pay for procurement savings that the Commission said it has not experienced (report released March 31, 2005).
- *Pollution Control Board:* The Board did not receive guidance or documentation with the billings from CMS detailing from which line item appropriations savings were anticipated to occur. Board staff reported that the Board has not experienced any savings from these payments. The Board made payments for these billings **not** from line item appropriations where the cost savings were anticipated to have occurred, but because the Board had so few line item appropriations, from line items that could afford the payments (report released March 8, 2005).
- *Prisoner Review Board:* The Board made payments for these billings **not** from line item appropriations where the cost savings were anticipated to have occurred but

made the reductions where it could without laying off an employee or jeopardizing mandates that needed to be met. Board staff reported that they “were not sure what we were buying.” According to Board staff, the Board has not experienced any savings from the initiatives (report released March 8, 2005).

- *Property Tax Appeal Board:* The Board made payments for these billings **not** from line item appropriations where the cost savings were anticipated to have occurred but from line items that simply had available monies to make payments from (report released March 8, 2005).

- *Department of Children and Family Services:* The Department did not receive guidance or documentation with the billings from CMS detailing from which line item appropriations savings were anticipated to occur. According to Department staff, the Department has not experienced any savings from the initiatives (report released April 6, 2005).

APPENDICES

**APPENDIX A
AGENCIES CITED FOR USING INAPPROPRIATE LINE ITEM
APPROPRIATIONS TO MAKE EFFICIENCY PAYMENTS**

AGENCY	DATE REPORT ISSUED
Office of Banks & Real Estate	March 8, 2005
Property Tax Appeal Board	March 8, 2005
Prisoner Review Board	March 8, 2005
Pollution Control Board	March 8, 2005
Environmental Protection Agency	March 10, 2005
Department of Transportation	March 10, 2005
Illinois State Police	March 10, 2005
Department of Public Aid	March 10, 2005
Department of Military Affairs	March 10, 2005
Illinois Medical District Commission	March 31, 2005
Department on Aging	March 31, 2005
Department of Insurance	March 31, 2005
Office of the State Fire Marshal	March 31, 2005
Capital Development Board	April 6, 2005
Department of Financial Institutions	April 6, 2005
Department of Children & Family Services	April 6, 2005
Department of Commerce & Economic Opportunity	April 6, 2005
Department of Human Services	April 13, 2005
Department of Veterans' Affairs – Central Office	April 13, 2005
Department of Corrections	April 21, 2005
Department of Central Management Services	April 26, 2005
Department of Natural Resources	April 28, 2005
Department of Revenue	May 4, 2005
Historic Preservation Agency	May 10, 2005
Department of Professional Regulation	June 23, 2005
Source: Summary of OAG reports issued as of June 23, 2005	

**APPENDIX B
SUMMARY OF AGENCY PAYMENTS AND INITIATIVES IN FY04**

Agency/Department	Amount Paid in FY04 ¹	Vehicle Fleet Management	Procurement Efficiency	IT Consolidation	Facilities Management Consolidation	Internal Audit Consolidation	Online Legal Research Consolidation
CMS	\$24,843,842.00	✓	✓	✓	✓	✓	✓
Human Services	\$20,560,732.00	✓	✓	✓	✓		
Transportation	\$20,363,841.00	✓	✓	✓			
Corrections	\$16,015,921.00	✓	✓	✓	✓		
Public Aid	\$11,890,795.00	✓	✓	✓			
Revenue	\$7,687,709.00	✓	✓	✓	✓		
Children & Family Services	\$6,537,191.00	✓	✓	✓			
State Police	\$4,719,505.50	✓	✓	✓	✓		✓
Natural Resources	\$3,562,174.00	✓	✓	✓			
Environmental Protection Agency	\$2,632,777.00	✓	✓	✓			
Public Health	\$2,521,040.00	✓	✓	✓			
Commerce & Economic Opportunity	\$1,706,012.60	✓	✓	✓			✓
Veterans' Affairs	\$1,231,892.00	✓	✓	✓	✓		
Agriculture	\$1,040,112.00	✓	✓	✓			
Emergency Management Agency	\$682,073.00	✓	✓	✓			
Insurance	\$475,895.00	✓	✓	✓			
Professional Regulation	\$451,049.00	✓	✓	✓			
Commerce Commission	\$402,415.00	✓	✓	✓			
Office of Banks & Real Estate	\$386,693.00	✓	✓	✓			
Military Affairs	\$365,625.00	✓	✓	✓	✓		
Employment Security	\$259,221.75					✓	
State Fire Marshal	\$223,756.00	✓	✓	✓			
Aging	\$184,216.00	✓	✓	✓			
Criminal Justice Information Authority	\$124,032.94					✓	
Financial Institutions	\$114,944.00	✓	✓	✓			
Office of the Governor	\$100,947.00		✓	✓			
Office of Management & Budget	\$96,014.00		✓	✓			
Human Rights	\$77,814.00		✓	✓			
Guardianship & Advocacy Commission	\$71,304.00	✓	✓	✓			
Pollution Control Board	\$70,662.00		✓	✓			
Labor	\$52,466.00		✓	✓			
Property Tax Appeal Board	\$51,504.00	✓	✓	✓			
Medical District Commission	\$38,395.00		✓	✓			
Labor Relations Board	\$34,687.00		✓	✓			
Office of the Lt. Governor	\$29,370.00		✓				
Prisoner Review Board	\$28,205.00	✓	✓	✓			
Historic Preservation Agency	\$19,327.00				✓		
Educational Labor Relations Board	\$9,623.00		✓	✓			
Human Rights Commission	\$8,195.00		✓				
Capital Development Board	\$5,084.00	✓		✓			
Deaf/Hard of Hearing Commission	\$500.95						✓
Total FY04 Payments:	\$129,677,562.74						

Note: ¹ There was a \$0.95 difference between the CMS billing detail and Comptroller data.

Source: OAG Summary of CMS Billing Detail by Agency and Initiative.

**APPENDIX C
SUMMARY OF FUNDS USED BY AGENCIES TO PAY EFFICIENCY
BILLINGS IN FY04**

Fund #	Fund	FY04 Payments	Fund #	Fund	FY04 Payments
0001	General Revenue	\$63,373,965	0632	Horse Racing	\$69,200
0011	Road	\$20,363,841	0571	Emergency Efficiency Trust	\$68,938
0907	Health Insurance Reserve	\$11,433,043	0372	Plumbing Licensure and Program	\$68,600
0312	Communications Revolving	\$5,009,998	0045	Agricultural Premium	\$67,453
0012	Motor Fuel Tax-State	\$4,468,671	0022	General Professions Dedicated	\$65,000
0301	Working Capital Revolving	\$4,000,000	0905	Illinois Forestry Development	\$58,000
0757	Child Support Administrative	\$3,743,000	0360	Lead Poisoning, Screening, Prevention & Abatement	\$52,979
0304	Statistical Services Revolving	\$2,250,000	0909	Illinois Wildlife Preservation	\$52,000
0502	Early Intervention Services Revolving	\$1,200,000	0973	Build Illinois Capital Revolving Loan	\$50,000
0523	Dept of Corrections Reimbursement	\$1,000,000	0175	Illinois School Asbestos Abatement	\$47,500
0608	Conservation 2000	\$824,975	0163	Weights and Measures	\$46,753
0921	DHS Recoveries Trust	\$800,000	0982	Illinois Beach Marina	\$40,200
0091	Clean Air Act Permit	\$608,033	0151	Registered CPA Administration & Disciplinary	\$40,000
0041	Wildlife and Fish	\$599,400	0802	Personal Property Tax Replacement	\$39,300
0944	Environmental Protection Permit & Inspection	\$534,500	0285	Long Term Care Monitor/Receiver	\$37,500
0421	Public Aid Recoveries Trust	\$500,000	0298	Natural Areas Acquisition	\$34,300
0763	Tourism Promotion	\$456,000	0821	Dram Shop	\$33,200
0078	Solid Waste Management	\$439,535	0564	Renewable Energy Resources Trust	\$32,685
0438	Illinois State Fair	\$400,000	0524	Health Facility Plan Review	\$31,000
0731	Illinois Clean Water	\$393,211	0093	Illinois State Medical Disciplinary	\$30,000
0040	State Parks	\$337,500	0888	Design Professionals Administrative & Investigation	\$30,000
0072	Underground Storage Tank	\$272,200	0840	Hazardous Waste Research	\$27,900
0883	Intra-Agency Services	\$259,441	0192	Professional Regulation Evidence	\$25,000
0052	Title III Social Security & Employment Service	\$259,222	0546	Public Pension Regulation	\$25,000
0018	Transportation Regulatory	\$254,131	0137	Plugging & Restoration	\$24,800
0635	Death Certificate Surcharge	\$250,000	0831	Natural Resources Restoration Trust	\$22,300
0059	Public Utility	\$235,484	0129	State Gaming	\$20,000
0922	Insurance Producers Administration	\$231,640	0118	Facility Licensing	\$16,100
0294	Used Tire Management	\$230,439	0089	Subtitle D Management	\$16,000
0074	E.P.A. Special State Projects Trust	\$223,000	0938	Hearing Instrument Dispenser Examining & Disciplinary	\$15,500
0997	Insurance Financial Regulation	\$219,255	0576	Pesticide Control	\$15,100
0047	Fire Prevention	\$205,756	0113	Community Health Center Care	\$14,400

APPENDIX C
SUMMARY OF FUNDS USED BY AGENCIES TO PAY EFFICIENCY
BILLINGS IN FY04

Fund #	Fund	FY04 Payments	Fund #	Fund	FY04 Payments
0942	Low Level Radioactive Waste Facility Development and Operation	\$200,180	0261	Underground Resources Conservation Enforcement	\$11,000
0039	State Boating Act	\$188,000	0299	Open Space Lands Acquisition & Development	\$7,900
0795	Bank and Trust Company	\$187,234	0422	Alternate Fuels	\$7,600
0796	Nuclear Safety Emergency Preparedness	\$178,193	0386	Appraisal Administration	\$7,501
0963	Vehicle Inspection	\$156,933	0190	County Option Motor Fuel Tax	\$6,300
0711	State Lottery	\$152,900	0746	Home Inspector Administration	\$6,020
0536	LEADS Maintenance	\$148,765	0277	Pollution Control Board	\$5,500
0962	Park and Conservation	\$148,100	0914	Natural Resources Information	\$5,400
0218	Professional Indirect Cost	\$146,049	0215	Capital Development Board Revolving	\$5,084
0900	Petroleum Violation	\$129,278	0156	Motor Vehicle Theft Prevention Trust	\$4,961
0067	Radiation Protection	\$128,400	0146	Aggregate Operations Regulatory	\$4,900
0258	Nursing Dedicated and Professional	\$115,000	0375	Natural Heritage	\$4,800
0021	Financial Institution	\$114,944	0147	Coal Mining Regulatory	\$4,500
0903	State Surplus Property	\$109,998	0708	Illinois Standardbred Breeders	\$3,800
0991	Abandoned Mined Lands Reclamation Council Federal Trust	\$109,200	0641	Auction Regulation Administration	\$3,660
0920	Metabolic Screening and Treatment	\$104,855	0138	Home Rule Municipal Retailers Occupation Tax	\$3,400
0850	Real Estate License Administration	\$103,219	0281	Illinois Tax Increment	\$2,900
0733	Tobacco Settlement Recovery	\$95,800	0145	Explosives Regulatory	\$1,500
0240	Emergency Public Health	\$86,400	0709	Illinois Thoroughbred Breeders	\$1,500
0488	Criminal Justice Trust	\$85,583	0476	Wholesome Meat	\$1,100
0244	Savings & Residential Finance Regulatory	\$78,859	0111	Toxic Pollution Prevention	\$300
0238	Illinois Health Facilities Planning	\$73,300	0042	Salmon	\$200
0014	Food & Drug Safety	\$72,400	0562	Pawnbroker Regulation	\$200
0828	Hazardous Waste	\$71,000			
Total:					\$129,677,564

Source: OAG Summary of Comptroller data.